




UNITRONIC LOW RISE, MEDIUM RISE and HIGH RISE CUSTOMISED LIFTS



Australia's largest independent lift company
Established 1985

Custom design and superior functionality allows our elevators to enhance your building's unique design

Innovative and a passionate commitment to excellence are the hallmarks of Liftronic's UNITRONIC lifts.

Engineered to provide smooth, whisper quiet ride quality, the UNITRONIC lifts draw from a vast selection of architectural finishes.



Features include

- Machine Roomless or Machine Room
- VVVF gearless traction technology
- High efficiency, low energy consumption
- Easily customised
- High level lift monitoring
- Loads over 10,000kgs
- Speeds available up to and over 6 m/s
- Superior ride quality
- Industry leading quality
- Indoor/ Outdoor supporting lift towers available
- Suitable for all vertical transport solutions
- Compliant with Australian Standards/BCA
- Destination Control Technology



Visit our website to discover our comprehensive range of elevators, escalators and moving walkways. www.liftronic.com.au



UNITRONIC

Full flexibility of dimensions with a superior selection of finishes

UNITRONIC lifts enhance the design of some of Australia's most outstanding buildings and deliver a superior experience to their users. These new generation of lifts employ new space saving and energy saving features to compliment the highest standards in safety and ride quality.

PERSON	LOAD	DOOR SIZE	CAR SIZE	SHAFT SIZE	SPEED*	HEAD ROOM*	PIT*	CODE COMPLIANCE
8	630	900 x 2100	1100 x 1400	1650 x 1750	1 m/s 1.5 m/s 1.75 m/s	3600 3850 3900	1150 1550 1600	Disable below 12m
13	1000	900 x 2100	1400 x 1600	2050 x 2000				Disable below 12m
13	1000	900 x 2100	1100 x 2100	1750 x 2500				Stretcher below 12m
15	1150	900 x 2100	1400 x 1700	2050 x 2100				
17	1275	1000 x 2100	1400 x 2000	2400 x 2400	1 m/s 1.5 m/s 1.75 m/s	3900 4000 4100	1400 1500 1600	Stretcher above 12m
21	1600	1300 x 2100	1450 x 2300	2350 x 2700				
26	2000	1300 x 2100	1700 x 2300	2700 x 2900				Hospital bed
40	3000	1600 x 2100	2100 x 2700	3250 x 3350				
53	4000	1800 x 2400	2100 x 3500	3350 x 4050				


*due to liftronic's continuous improvement policy, we reserve the right to alter all dimensions without notice.




LIFTS FOR RESIDENTIAL APPLICATIONS



LIFTS FOR RETAIL APPLICATION



LIFTS FOR COMMERCIAL APPLICATION



Australia's largest independent lift company
Established 1985

BRISBANE

29 Canberra Street
HEMMANT
QLD 4174
PO Box 7107
HEMMANT QLD 4174
Tel: +(61 7) 3890 0522
Fax: +(61 7) 3890 0722

MELBOURNE

640 Somerville Road
SUNSHINE WEST
VIC 3020
PO Box 1195, ALTONA
GATE VIC 3025
Tel: +(61 3) 9311 6663
Fax: +(61 3) 9312 6663

CANBERRA

L11 St George Cntr
60 Marcus Clarke St
ACT 2600
PO Box 1195, ALTONA
GATE VIC 3025
Tel: +(61 2) 6243 4844
Fax: +(61 2) 6243 4845

SYDNEY

Unit 6 153 Beauchamp Road
MATRAVILLE
NSW 2036
PO Box 75
BOTANY NSW 1455
Tel: +(61 2) 9666 3922
Fax: +(61 2) 9666 4507